



90° Wall Return Bend



End Loop



90° Corner Bend



End Loop



End Cap




PVC Vinyl Fence Cement



3/4" Screws
For attaching Aluminum Bracket to Grab Rail



Hardware Pack
For attaching Aluminum Bracket to Complete Post Kit

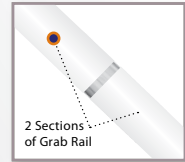


Aluminum Bracket

*Note: Aluminum Brackets should be used every 5' to support Grab Rail.



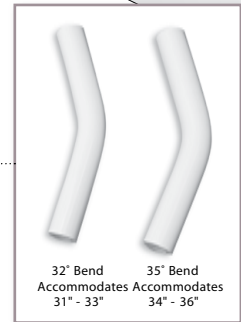
1 1/2" Grab Rail With Aluminum Insert
(Available Length: 20')



2 Sections of Grab Rail



Internal Joiner



32° Bend Accommodates 31" - 33"
35° Bend Accommodates 34" - 36"

Elbow Bends

